

PHENOLOGY OBSERVATIONS CONIFERS

When did you observe?

Date

Which plant did you observe?

Common Name or Scientific Name

Where did you make your observation?

Provide address **OR** latitude/longitude.

Address

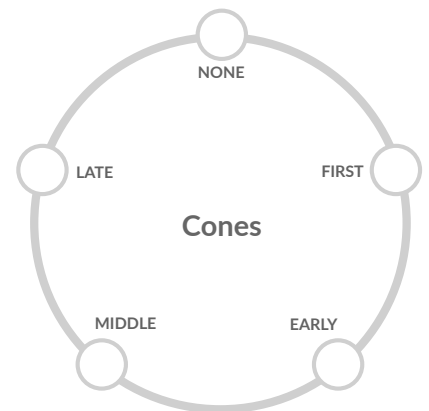
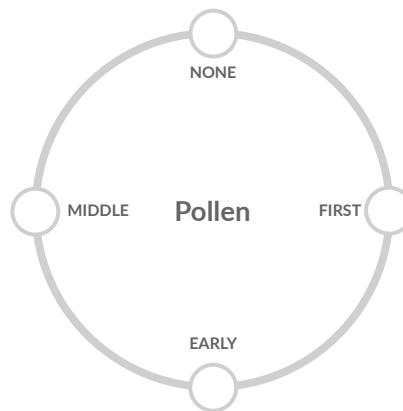
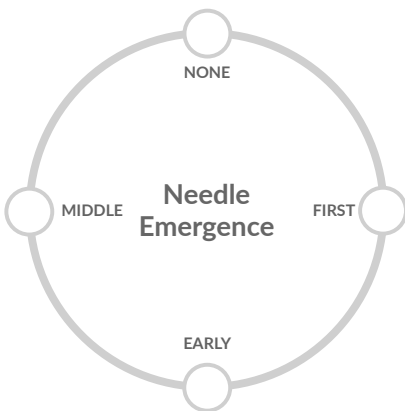
City, State/Province, Postal code

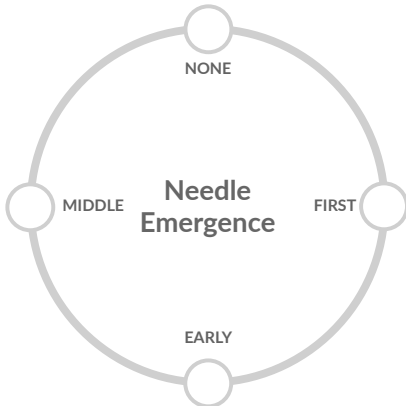
Plant Nickname e.g. Backyard Lily.
This helps you make another observation
on this plant in the future.

Latitude

Longitude

What is your plant doing? Check the most applicable option for **each** category below.





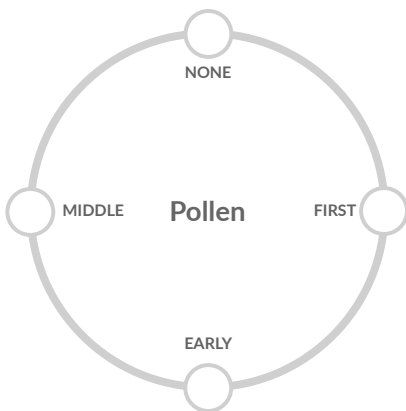
Needle Emergence

None - No new needles are emerging.

First - New needles emerge from tips of buds or are visible from the side of the buds on three or more branches.

Early - A few new needles have emerged (less than 5%).

Middle - Many new needles have emerged.



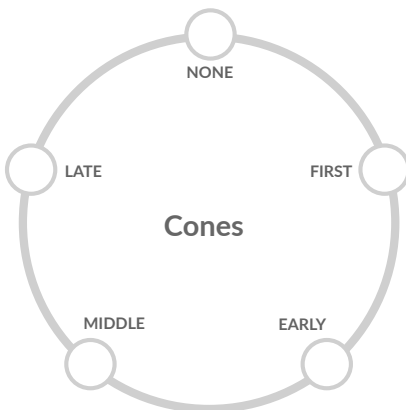
Pollen

None - No pollen is falling.

First - Plant starts releasing the powdery yellow pollen from cones on three or more branches (from male cones which are usually small and rounded). When open, the male cones will release yellow pollen dust when touched.

Early - Some pollen is falling (less than 5%).

Middle - Half or more branches have pollen. When open, the male cones will release yellow pollen dust when touched.



Cones

None - No ripe cones or seeds visible.

First - First seed cones becoming fully ripe or seeds dropping naturally from the plant on three or more branches. Record when the seed cones turn brown and the scales expand (seeds should start dispersing shortly thereafter).

Early - Only a few branches have fully ripe cones or seeds dropping naturally from the tree (less than 5%).

Middle - Half or more branches have fully ripe cones or most of the seeds are dropping naturally from the tree.

Late - Most cones are open and seeds have been dispersed from plant (over 95%).