



A project of the Chicago Botanic Garden

PHENOLOGY OBSERVATIONS GRASSES

When did you observe?

Date

Which plant did you observe?

Common Name or Scientific Name

Plant Nickname e.g. Backyard Lily.
This helps you make another observation on this plant in the future.

Where did you make your observation?
Provide address OR latitude/longitude.

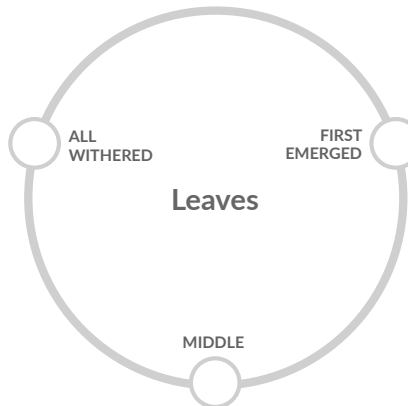
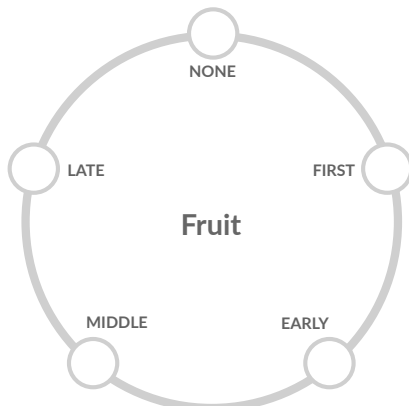
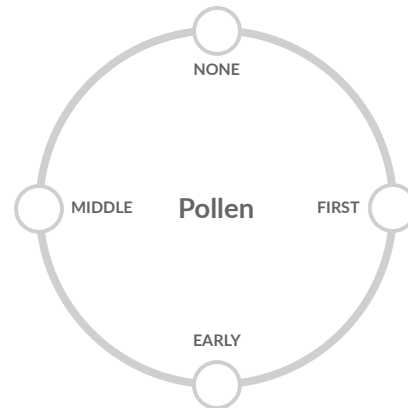
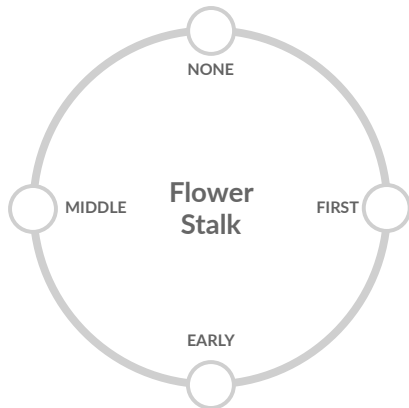
Address

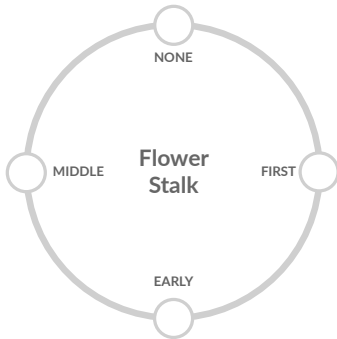
City, State/Province, Postal code

Latitude

Longitude

What is your plant doing? Check the most applicable option for **each** category below.





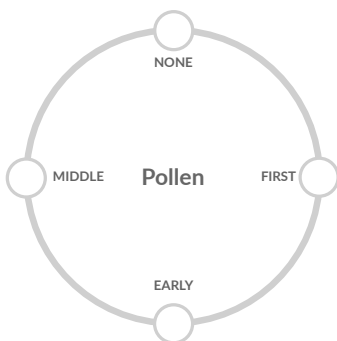
Flower Stalk

None - No flower stalks have emerged.

First - First flower stalk is emerging from the stem of the grass and you can see the first flower cluster (spikelet) rising above the leaves of the stem.

Early - Only a few flower stalks have emerged (less than 5%).

Middle - Many flower stalks have emerged.



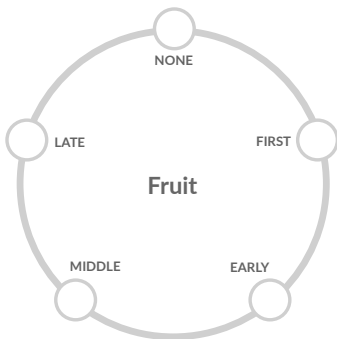
Pollen

None - No pollen is falling.

First - Plant starts releasing the powdery yellow pollen when touched. When open, grass flowers will release yellow pollen dust when touched.

Early - Some pollen is falling (less than 5%).

Middle - Half or more of the grass flowers are open and releasing pollen.



Fruit

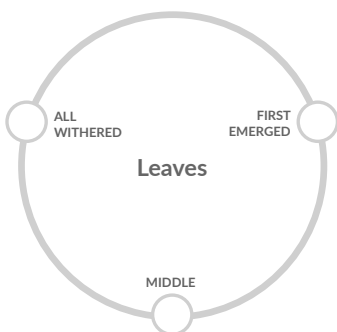
None - No ripe fruits or seeds visible.

First - First fruits becoming fully ripe or seeds dropping naturally from the plant. For grasses, fruits are fully ripe when the seed is hard when squeezed and is difficult to divide with a fingernail.

Early - Only a few ripe fruits or seeds are visible (less than 5%).

Middle - Half or more of the fruits or seeds are fully ripe.

Late - Most fruits or seeds have been dispersed from plant (over 95%).



Leaves

First Emerged - First leaf has emerged. The leaf shape should be clearly visible above ground.

Middle - Most or all of the leaves that developed this season are green and healthy or green at their base. Note that cool-season grasses often die back during dry or hot periods, but are still green at the base of the leaves so are in the "middle" stage.

All Withered - Most or all of the leaves that developed this season have lost green color or are dried and dead. Note that cool-season grasses often die back during dry or hot periods, but are still green at the base of the leaves so have not yet reached the "all leaves withered" stage.